




خطوات التقديم لجامعة قطر (الدراسات العليا)



USE BELOW LINK TO APPLY:

للتقديم اضغط على هذا الرابط

[Apply](#)



www.qu.edu.qa/students/admission/graduate/apply

جامعة قطر
QATAR UNIVERSITY

About Admissions Colleges Academics Research &

Undergraduate Graduate International students

Undergraduate Admissions
College Requirements
Admission Requirements
Tuition Fees
Academic Scholarships
Placement Test
Online Orientation Program

Graduate Admissions
Academic programs
Admission Requirements
Tuition Fees
Transcript Requirements
Required Test Scores

International Students
Why Choose QU
Arabic Program for Non-Native Speakers
Student Visa
Important Dates
Available Services

Admi
for Gradu
29 Novembe
Apply Online

Press here
اضغط هنا

Admissions Login - New User

[Home](#)

To apply for admission, you must first create a Login ID and PIN. Your **Login ID** can be up to nine alphanumeric characters. Your **PIN** must be six numbers. Enter your PIN again to verify it and then select Login. In order to access this application in future, it is extremely important that you keep a record of the **Login ID** and **PIN** you have created.

Your PIN can be up to 15 alphanumeric characters. Minimum 8 alphanumeric characters are required. At least one numeric character must be in the PIN. At least one alphabetic character must be in the PIN. Enter your PIN again to verify it and then select Login. Your Login ID and PIN will be saved.

Create a Login ID:

Create a PIN:

Verify PIN:

Login



- Create new user Name & Password
Letters –Numbers -Code

انشاء اسم مستخدم خاص بك مع رمز سري
حرف – رقم - رمز

Apply for Admissions

Home

Select an Admission Term and enter your name.

Errors occurred. Please try again.

Missing required data, please enter.

* - indicates a required field.

Application Type: Master Application

Admission Term:*

Select...
Fall 2021

First Name:*

TEST

Middle Name:

TEST

Last Name:*

Test

Fill Out Application

Choose Admission Team and fill out your name

اختيار الفصل الدراسي – وتعبئة الاسم

You must enter Admission Term.

اختيار المستوى العلمي المطلوب:
دكتوراه – ماجستير – دكتور صيدلاني- دبلوم – شهادة الدراسات العليا
CHOOSE THE LEVEL: PHD / MASTER / PHARMD/ DIPLOMA/ CERTIFICATE

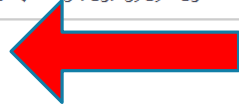


Select an Application Type

Home

To Apply for Admissions, first select the Application Type you want to complete. Applicants seeking a Bachelor's Degree (البكالوريوس) must choose the appropriate **Undergraduate** application type.
ملاحظة: للتقدم للقبول، أولاً قم باختيار نوع طلب الالتحاق. المتقدمون الذين يرغبون بدراسة البكالوريوس يجب عليهم اختيار نوع الطلب (Undergraduate) المناسب.

Application Type: **Master Application** ▼



Continue

Application Checklist

Home

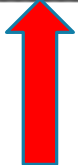
Please complete all sections of the admissions application. A checklist is provided below to help guide you throughout the application process.
Select the [**Finish Later**] button if you would like to complete your application at a later time.
Only select the [**Application is Complete**] button below when you are ready to submit your completed application.

Note: Should you need to update any of your information after submitting your online admissions application, please contact the Admissions Department directly.

- | | |
|--|---|
|  1- Name Confirmation* |  6- Planned Graduate Program |
|  2- Basic Personal Information* |  7-Graduate Admission Category |
|  3- Home Address and Mobile* |  8- Upload Documents |
|  4- Nationality & Language * |  9- Admission Declaration |
|  5- University/College Record * | |

Application is Complete

Finish Later



2- Basic Personal Information* (Checklist item 2 of 9)

Enter your Personal Information.

ادخال المعلومات الشخصية

When completing sections, please select the:

[Checklist] button to **save** your changes and to display the Application Checklist.

[Continue] button to **save** your changes and to move to the next section.

[Finish Later] button to **save** your changes and to display the Application Menu.

Only use the [Return to Checklist without saving changes] link if you wish to navigate to different sections **without** saving your changes.

* - indicates a required field.

Gender الجنس:*

Male Female

Date of Birth تاريخ الميلاد:*

Month Day Year (YYYY)

Email البريد الإلكتروني:*

Verify e-mail address:*

تأكيد البريد الإلكتروني

أدخل الرقم الشخصي القطري

Enter your Qatari ID (XXXXXXXXXX):*

في حال عدم وجود بطاقة قطرية حتى الآن يرجى
ضرورة ادخال رقم الجوال الخاص بكم مع رمز
فتح الخط (11 رقم)

If you don't have QID please enter
your mobile number with dialing code
(11 numbers)

Enter your **Home Address** where you can be contacted by the university.

ادخال عنوان المنزل

When completing sections, please select the:

[**Checklist**] button to **save** your changes and to display the Application Checklist.

[**Continue**] button to **save** your changes and to move to the next section.

[**Finish Later**] button to **save** your changes and to display the Application Menu.

Only use the [**Return to Checklist without saving changes**] link if you wish to navigate to different sections **without** saving your changes.

* - indicates a required field.

Current

Address العنوان باللغة الإنجليزية *

City المدينة باللغة الإنجليزية *

Country البلد باللغة الإنجليزية *

Mobile الجوال (xxxxxx)-(xxxxxxxxxxxx) (xxxxxxxxxx extension): *

Checklist

Continue

Finish Later

Fill all
information
تعبئة البيانات

[Home](#)

4- Nationality & Language * (Checklist item 4 of 9)

When completing sections, Please select the:

[Checklist] button to save your changes and displays the Application Checklist.

[Continue] button to save you changes and move to the next section.

[Finish] button to save your changes and display the Application Menu.

Only use the **[Return to Checklist without saving changes]** link if you wish to navigate to different sections without saving your changes.

* - indicates a required field.

Nationality الجنسية: *

Place of Birth مكان الميلاد: *

Important Notice to International applicants:

1. International students, excluding applicants from the GCC, are required to obtain a Student Visa (Qatar Residence Permit) in order to study and live in Qatar.
2. Admission to Qatar University in NO way guarantees that you will be issued a Students Visa/Residency Permit through



Qatar	▼
Qatar	▼

Enter the College code for all universities and colleges you have previously attended. If you do not know the code, select the **Lookup College Code** link to search for it. If you cannot find your university/college through the lookup link, please select the **[Enter or View another College]** button to enter your college information.

When completing sections, please select the:

[Checklist] button to **save** your changes and to display the Application Checklist.

[Continue] button to **save** your changes and to move to the next section.

[Finish Later] button to **save** your changes and to display the Application Menu.

Only use the **[Return to Checklist without saving changes]** link if you wish to navigate to different sections **without** saving your changes.

* - indicates a required field.

Online degree and degrees based on research only are not accepted

الشهادات المحصلة عن طريق الدراسة عن بعد أو المعتمدة على الأبحاث فقط غير مقبولة

يفضل البحث عن الجامعة وإدخال رمز/كود الجامعة ولكن

يمكنك تجاوز هذه الخطوة في حال لم تستطع إيجاد كود/رمز الجامعة

It's preferable to search and select College code, but you can skip this step if you couldn't find your College code

College Code رمز/كود الجامعة:

Lookup College Code

College Degree *الدرجة الجامعية:

None

If not found, enter degree:

Enter or View another College or Degree

Checklist

Continue

Finish Later

في حال عدم وجود اسم
الجامعة ضع رقم
10000

If you could not find the
University name enter
10000

Home

6- Planned Graduate Program (Checklist item 6 of 9)

Select your First Choice of Study.

When completing sections, selecting Checklist saves your changes and displays the Application Check the Return to Checklist without saving changes link to navigate to different sections.

* - indicates a required field.

Planned Graduate Program * البرنامج المطلوب

None

Gas and Process Engineering

Health professional Education

[Click here to apply for graduate-assistants](#)

اضغط هنا للتقديم على وظيفة مساعد دراسات عليا

Checklist

Continue

Finish Later

Choose the
program
اختيار البرنامج
المطلوب

Home

6- Planned Graduate Program (Checklist item 6 of 9)

Select your First Choice of Study.

When completing sections, selecting Checklist saves your changes and displays the Application Checklist. Continue moves to the next section. Finish Later saves your changes and displays the Application Menu. Use the Return to Checklist without saving changes link to navigate to different sections.

* - indicates a required field.

Planned Graduate Program البرنامج المطلوب: Health professional Education

[Click here to apply for graduate-assistants](#)

اضغط هنا للتقديم على وظيفة مساعد دراسات عليا

Change this Program

Checklist

Continue

Finish Later

If you want to Apply For GA's positions check here
إذا كنت ترغب بالتقديم لوظيفة مساعد باحث اضغط هنا

Home

7-Graduate Admission Category (Checklist item 7 of 9)

Please complete the following.

ادخال المعلومات الإضافية

معلومات ليست الزامية

الطلبة المحولون

الطلبة الذين هم حاليا مسجلون أو سبق تسجيلهم في برنامج دراسات عليا حيث تم إكمال 3 ساعات مكتسبة على الأقل ، يتم اعتبارهم كطلبة محولون ويمكنهم التقديم على طلب تحويل لجامعة قطر. ملاحظة: الحد الأقصى لتحويل الساعات لايزيد عن 9 ساعات معتمدة

Transfer Admission

Applicants who are currently or who have previously attended a graduate program and who have earned at least 3 credit hours are considered transfer applicants and may apply for transfer admission to Qatar University. Note that a maximum of 9 credit hours may be considered for transfer credit.*

Yes No

الطلبة الزائرون

الطلبة الذين هم حاليا مسجلون في برنامج دراسات عليا في جامعة أخرى ولا يقل معدلهم التراكمي عن 3 أو تم قبولهم في برنامج دراسات عليا في جامعة أخرى ويودون دراسة مقرر في جامعة قطر يرجى العلم بأن الطلبة الذين يودون التسجيل في جامعة قطر كطلبة زائرين ليس عليه ان يقدمو طلب تقديم

Visiting Admission

Applicants who are currently matriculated in a graduate program offered at another university with a minimum cumulative of 3.0 OR who have been admitted to a graduate program another university and wish to take course at Qatar University. Note that students interested in attending QU as a Visiting Students for research purposes are not required to apply for admission. *

Yes No

طلاب دراسة مقررات

الطلبة الساعين للتسجيل في مقررات احد برامج الدراسات العليا دون الحصول على درجة علمية. حيث يمكن للطلبة الإلتحاق في ساعات دراسية في الدراسات العليا في جامعة قطر ولكن لا تعتبر ساعات مكتسبة للحصول على درجة علمية في الدراسات العليا

Non-Degree Admission


Applicants who wish to enroll in graduate credit course at Qatar University, but who are not considered as pursuing a graduate degree program. Credit earned by non-degree students may not be used towards a graduate degree at Qatar University*

Yes No

Checklist

Continue

Finish Later



8- Upload Documents (Checklist item 8 of 9)

* - indicates a required field.

Important Note to Applicants: (Upon Final Admission):

applicants are required to provide the university with authenticated documents correlating to those uploaded in the pre-admission stage.
Failure to provide authenticated documents will result in the rejection of your application.

ملاحظة مهمة للمتقدمين: عند القبول النهائي:

. يجب على المتقدمين تزويد الجامعة بوثائق ورقية مصدقة تطابق تلك التي تم تحميلها في مرحلة ما قبل القبول ، ان عدم تقديم هذه المستندات الموثقة سيؤدي الى رفض طلبك .

الرجاء إتباع الخطوات بالاسفل لتحميل الوثائق المطلوبة

Please follow the following steps to upload the documents:

1. choose the document type from the menu below - الرجاء اختيار نوع المستند من القائمة بالاسفل -
2. click (Browse) to choose the file - قم بالضغط على خيار (Browse) لاختيار الملف المراد تحميله -
3. Click **(upload)** - قم بالضغط على خيار رفع المستند
4. Uploaded document will be shown below (List of documents already submitted) - الملف الذي تم تحميله سيظهر بالاسفل (List of documents already submitted)
5. If you have to upload more documents, go again to step 1 and repeat all steps. - كرر الخطوات السابقة لتحميل بقية المستندات.

It's important to upload all required documents before moving to the next sections , you will not be able to go and upload any documents after completing the payment step.
من الضروري تحميل جميع المستندات المطلوبة قبل الانتقال للأقسام التالية، لن تتمكن لاحقا من العودة و تحميل الوثائق بعد انتهاء عملية الدفع.

If you have any question, please contact us at:	في حال كان لديك استفسار يرجى التواصل معنا على:
Telephone: (+974) 44034444	هاتف 44034444
Email: adm.inquiry@qu.edu.qa	البريد الإلكتروني: adm.inquiry@qu.edu.qa

Please Read carefully
نرجو قراءة هذا الصفحة جيدا

You may upload a maximum of **5MB** using the following file formats: **PDF, JPEG, GIF, BMP, and TIFF**. All file names must be in English .
Also, please note that if a file is uploaded that has the same name and same document type as an already uploaded file, the original file will be replaced.

يمكنك تحميل 5 ميغابايت كحد أقصى بحيث تكون الملفات من نوع : **PDF, JPEG, GIF, BMP, and TIFF** ..
اسماء الملفات يجب ان تكون باللغة الإنجليزية . يرجى العلم بأنه في حالة تم تحميل ملف يحمل نفس الاسم والنوع لملف تم تحميله مسبقاً فسيتم استبدال الملف السابق

: Please upload all program-required documents. Some programs may not require all of the below. For program-specific requirements please visit the relevant college website.

You must upload all required documents before you pay the application fees. You will not be able to go back and upload any documents after payment.
يجب التأكد من تحميل جميع الوثائق المطلوبة الخاصة بالبرنامج المراد الالتحاق به، ويرجى العلم بأنه لا يمكن تحميل الوثائق بعد عملية الدفع

*International Students are not required to submit a Health Certificate and National ID Copy until after they have arrived in Doha.

Document type نوع المستند * Qatar National ID Copy File: * Browse...

Upload

ضرورة تحميل كافة المتطلبات بشكل صحيح (كلاً على حدا)
Attach all requirement documents (one by one)


You must upload all required documents before you pay the application fees. You will not be able to go back and upload any documents after payment.
يجب التأكد من تحميل جميع الوثائق المطلوبة الخاصة بالبرنامج المراد الالتحاق به، ويرجى العلم بأنه لا يمكن تحميل الوثائق بعد عملية الدفع

*International Students are not required to submit a Health Certificate and National ID Copy until after they have arrived in Doha.

Document type نوع المستند: * Qatar National ID Copy **File:** *

Documents Already Submitted

	Document Type	Timestamp	Filename	Document Size
<input type="radio"/>	CV(Resume)	22-03-21 09:52:13	CV(Resume).pdf	46.1 KB
<input type="radio"/>	Qatar National ID Copy	22-03-21 09:49:40	Qatar National ID Copy.JPG	200.55 KB
<input type="radio"/>	Qatar National ID Copy	22-03-21 09:47:30	Qatar National ID Copy.pdf	188.84 KB
<input type="radio"/>	Reference Letter 2	22-03-21 09:50:37	Reference Letter 2.JPG	200.55 KB
<input type="radio"/>	Upload Prior Univ Transcript	22-03-21 09:52:45	Upload Prior Univ Transcript.JPG	200.55 KB



عند الانتهاء من تحميل المستندات اضغط هنا
Click here when you submit all the requirements

9- Admission Declaration (Checklist item 9 of 9)

* - indicates a required field.

Declaration



أقر و اتعهد بأن جميع البيانات المدخلة صحيحة و يحق لإدارة القبول إلغاء طلبي في حالة عدم صحة البيانات المدخلة و أقر بأنني قرأت شروط القبول لجامعة قطر ,وأعلم أن القبول تنافسي وحسب القدرة الاستيعابية للكليات, علماً أن تحقيق الحد الأدنى من متطلبات القبول أو تسليم المستندات المطلوبة لا يعني بالضرورة اقرار بالقبول في جامعة قطر

I declare that all information given in this application is accurate. I accept and agree that any omission or falsification of information included in this application will constitute sufficient reason for rejection of this application or for dismissal from Qatar University at any time. I hereby agree to honor all regulations and policies of the University. I aware that admission is extremely competitive and is based on the strength of the applicant pool and the available capacity within each College.

Checklist

Continue

Finish Later


[Return to Checklist](#) without saving changes

Application Checklist

Home

Please complete all sections of the admissions application. A checklist is provided below to help guide you throughout the application process. Select the **[Finish Later]** button if you would like to complete your application at a later time. Only select the **[Application is Complete]** button below when you are ready to submit your completed application.

Note: Should you need to update any of your information after submitting your online admission application, please click on the **[Update Information]** button.

-  1- Name Confirmation
-  2- Basic Personal Information *
-  3- Home Address and Mobile *
-  4- Nationality & Language *
-  5- University/College Record *
-  7- Graduate Admission Category
-  8- Upload Documents
-  9- Admission Declaration

Application is Complete

Finish Later

في حال وجود علامة التعجب هذا يدل على أن هناك معلومة اجبارية ناقصة لابد من الدخول على العلامة و اضافتها

When you get ! It means that a major requirement is missing, please click on it and complete the missing information.

Application Checklist

Home


Please complete all sections of the admissions application. A checklist is provided below to help guide you throughout the application process.
Select the **[Finish Later]** button if you would like to complete your application at a later time.
Only select the **[Application is Complete]** button below when you are ready to submit your completed application.

Note: Should you need to update any of your information after submitting your online admissions application, please contact the Admissions Department directly.

- | | |
|----------------------------------|---------------------------------|
| ✓ 1- Name Confirmation* | ✓ 6- Planned Graduate Program |
| ✓ 2- Basic Personal Information* | ✓ 7-Graduate Admission Category |
| ✓ 3- Home Address and Mobile* | ✓ 8- Upload Documents |
| ✓ 4- Nationality & Language * | ✓ 9- Admission Declaration |
| ✓ 5- University/College Record * | |

Application is Complete

Finish Later




Admissions Agreement

[Home](#)

You must agree to the terms below, or you will be directed back to the Application Menu page and your application will not be submitted. If you have questions, contact information can be found in the HELP link above.
I understand that withholding information requested on this application, including attendance at any other institution, or giving false information may make me ineligible for admission to the university or subject to dismissal. I have read this application and certify that the statements I have made on this application are correct and complete, including a report of all college work attempted or completed.

[I agree to the terms](#)

[I do not agree](#)




Application Fee Payment

[Home](#)

Please verify the following credit card information. Select Submit Payment to accept the charges if the information is correct; otherwise select Pay Later.

Payment Amount: QAR 350.00

Submit Payment



Amount and Method

Payment Information

Submit Payment

Payment Receipt

Description: Application Fees

Payment amount: QR350.00

Payment method: Credit Card :

Credit Card

- We accept the following credit



Account Information

*Indicates required fields

*Card account number:

Continue

Cancel

Fill your bank card
number carefully
here

ادخل بيانات البطاقة
المصرفية هنا

[Bill+Payment]

Payment Receipt

Your payment in the amount of QR350.00 was successful. Please print this page for your records, then click Continue to complete your task in progress.

Confirmation number: 2021f
Payment date: Monday, March 1, 2021
2:15:09 PM CST

Description: Application Fees
Amount paid: QR350.00
Paid to: Qatar University
P. O. Box 2713

(+974) 4403-3333
<http://www.qu.edu.qa>

Account number: xxxxxxxxxxxxxx
Name on card: .
Credit card type: MasterCard
Transaction type: Purchase

Card not present for this transaction.

This is the final Page and
also a confirmation that
the request has been
processed

بهذا الاشعار تكون قد اتممت جميع
إجراءات التقديم وهذا هو الاشعار
النهائي الذي يؤكد أن طلبكم تم
استلامه.