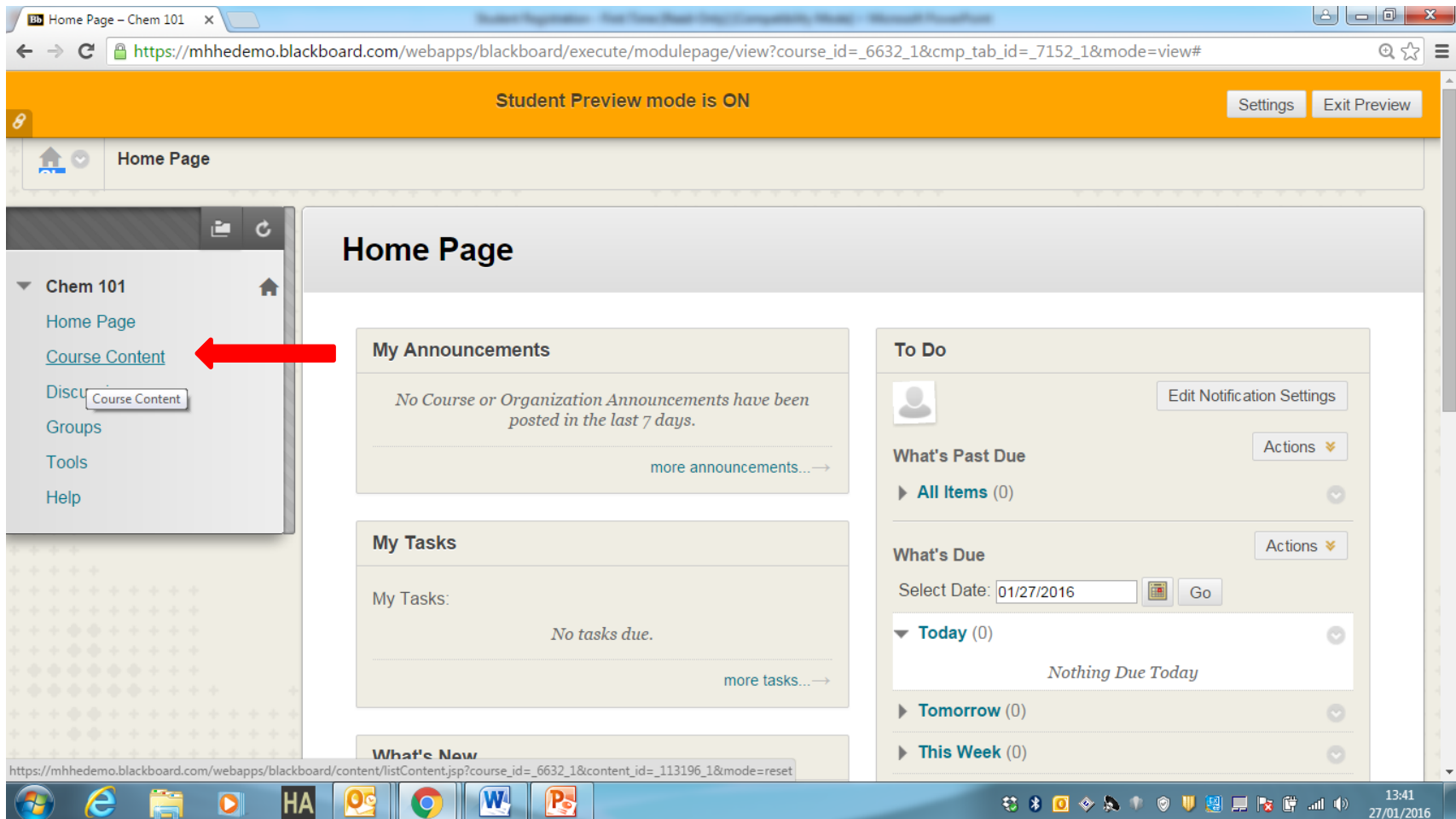


تسجيل الطالب



التزامنا لمساعدتك في الوصول إلى المحتوى الدورة التدريبية الخاصة بك.

1. انقر فوق «محتوى المقرر» – Course Content



The screenshot shows a Blackboard course page for Chem 101. The browser address bar displays the URL: https://mhhedemo.blackboard.com/webapps/blackboard/execute/modulepage/view?course_id=_6632_1&cmp_tab_id=_7152_1&mode=view#. The page header indicates "Student Preview mode is ON" with "Settings" and "Exit Preview" buttons. A navigation menu on the left lists "Chem 101" with sub-items: "Home Page", "Course Content", "Discussions", "Groups", "Tools", and "Help". A red arrow points to the "Course Content" link. The main content area is titled "Home Page" and contains three sections: "My Announcements" (with a message: "No Course or Organization Announcements have been posted in the last 7 days."), "My Tasks" (with a message: "No tasks due."), and "What's Now". On the right, there are "To Do" sections: "What's Past Due" (with "All Items (0)"), "What's Due" (with a date selector set to "01/27/2016" and "Nothing Due Today"), and "This Week (0)". The Windows taskbar at the bottom shows the time as 13:41 on 27/01/2016.

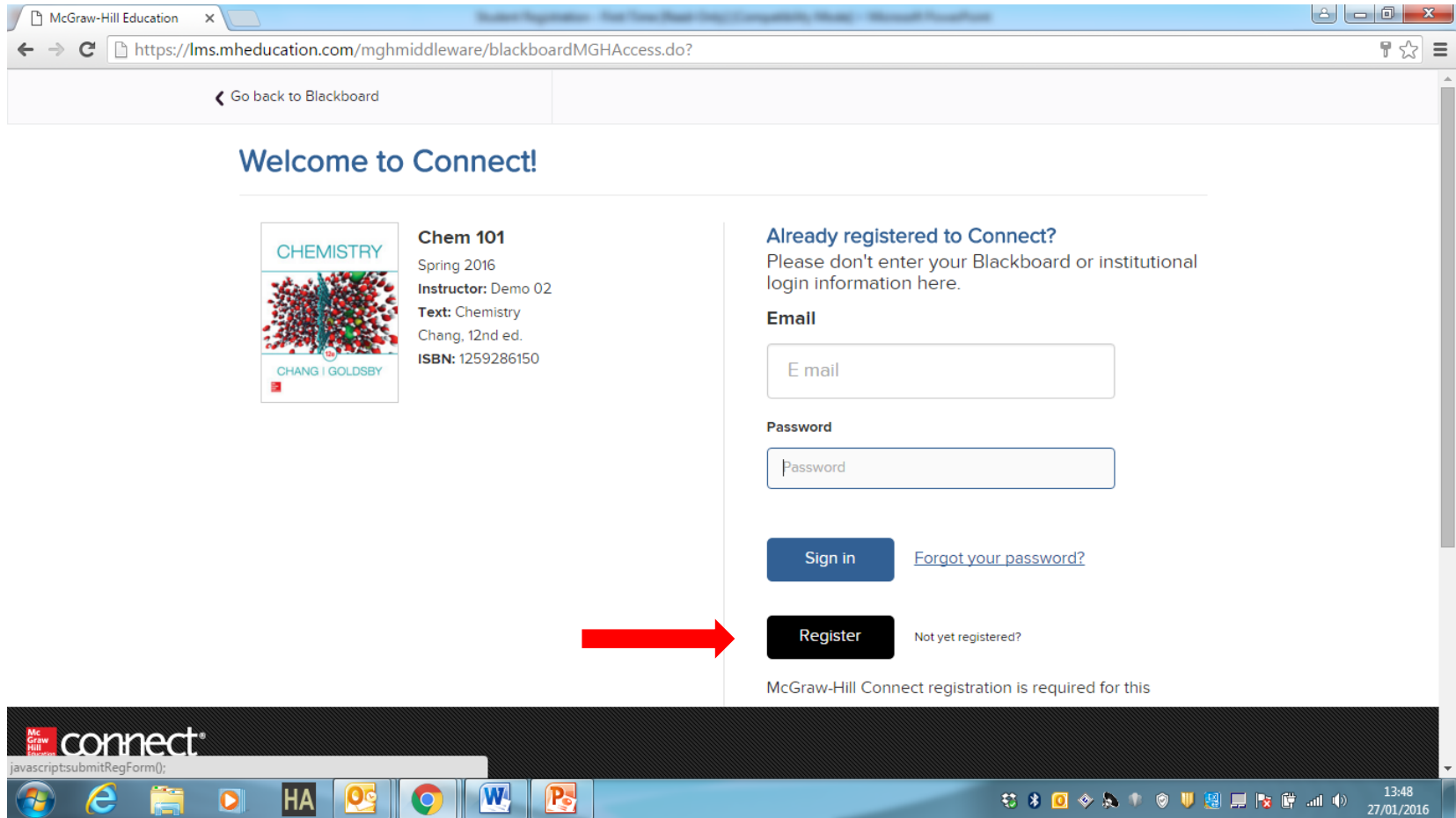
2. اضغط على إي رابط وستصل مباشرة إلى محتوى ماكجروهيل «McGraw-Hill Content»

The screenshot displays a Blackboard course interface. At the top, a blue navigation bar shows the course name 'Unit 2 - Chem 101' and the URL 'https://mhedemo.blackboard.com/webapps/blackboard/content/listContent.jsp?course_id=_6632_1&content_id=_253263_1'. Below this, an orange banner indicates 'Student Preview mode is ON' with 'Settings' and 'Exit Preview' buttons. The main content area is titled 'Unit 2' and contains a list of items:

- Unit 2** (Folder icon)
- 1.1 Chemistry: A Science for the Twenty-First Century** (Reading icon) ← Red arrow pointing to this item
- 1.2 The Study of Chemistry** (Reading icon)
- 1.3 The Scientific Method** (Reading icon)

A left-hand navigation menu is visible, listing 'Chem 101', 'Home Page', 'Course Content', 'Discussions', 'Groups', 'Tools', and 'Help'. The Windows taskbar at the bottom shows the system clock as 13:46 on 27/01/2016.

3. انقر على زر «تسجيل - Register»




McGraw-Hill Education

https://lms.mheducation.com/mghmiddleware/blackboardMGHAccess.do?

Go back to Blackboard

Welcome to Connect!



CHEMISTRY

Chem 101
Spring 2016
Instructor: Demo 02
Text: Chemistry
Chang, 12nd ed.
ISBN: 1259286150

CHANG | GOLDSBY

Already registered to Connect?

Please don't enter your Blackboard or institutional login information here.

Email

Password

Sign in [Forgot your password?](#)

Register Not yet registered?

McGraw-Hill Connect registration is required for this

connect®

javascript:submitRegForm();

13:48
27/01/2016

4. أدخل البريد الإلكتروني لجامعة قطر الخاص بك وانقر على زر «إرسال - Submit»

connect®

Student Registration

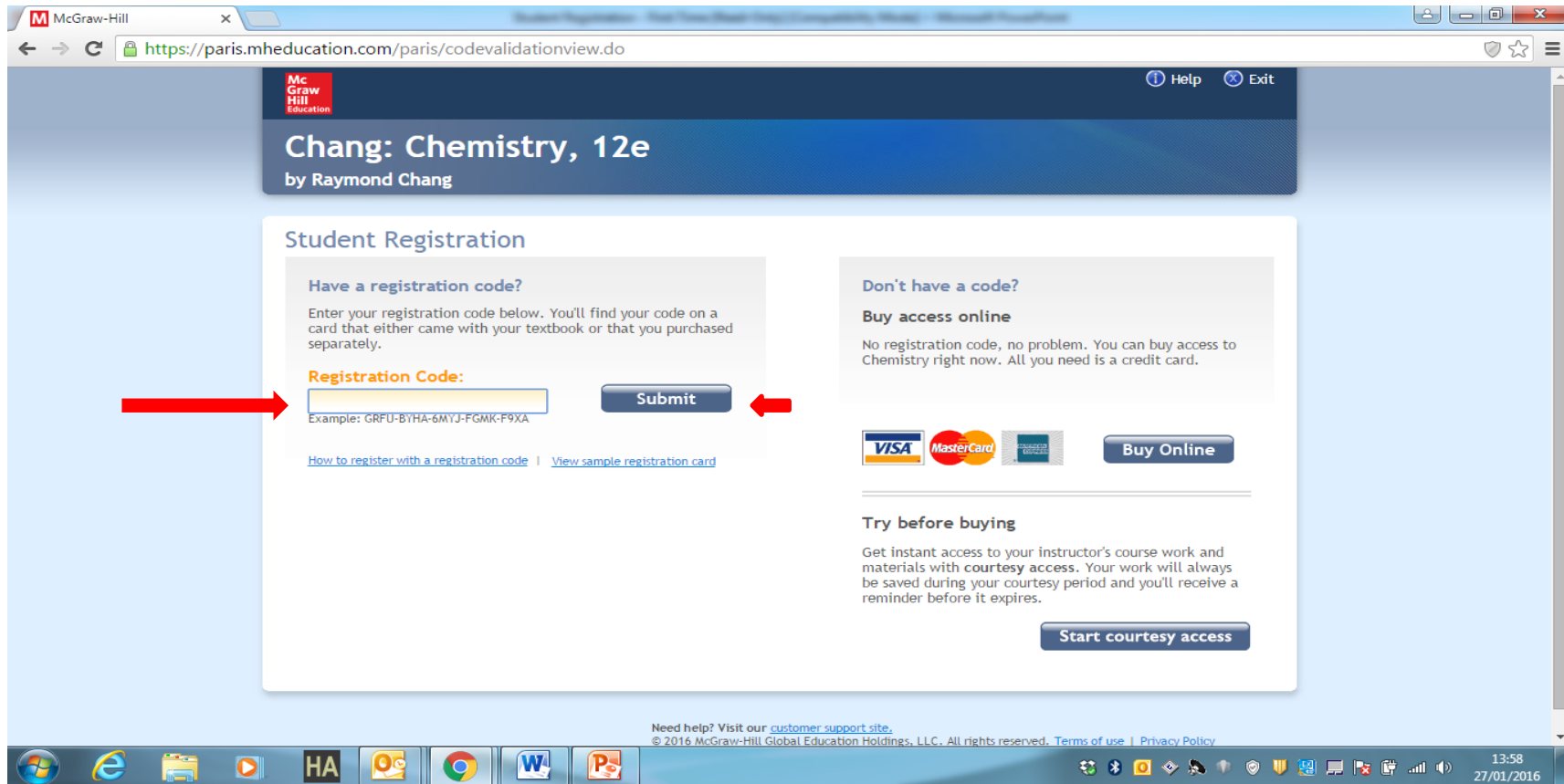
Tell us your email address

We'll check to see if you already have a McGraw-Hill Education account and show you your registration options. [Our Privacy Policy](#)

Email Address:

Example: jdoe@email.com

5. أدخل الرمز الذي تم ارسالها لك على بريدك الإلكتروني بعد شراء الكتاب الإلكتروني في خانة «Registration Code» ثم اضغط على «إرسال - Submit»



The screenshot shows a web browser window with the URL <https://paris.mheducation.com/paris/codevalidationview.do>. The page title is "Chang: Chemistry, 12e by Raymond Chang". The main content area is titled "Student Registration" and is divided into two columns. The left column, titled "Have a registration code?", contains a text input field labeled "Registration Code:" with an example "GRFU-BYHA-6MYJ-FGMK-F9XA" below it, and a "Submit" button. Two red arrows point towards the input field and the "Submit" button. The right column, titled "Don't have a code?", contains a "Buy access online" section with a "Buy Online" button and a "Try before buying" section with a "Start courtesy access" button. The footer includes a copyright notice for 2016 McGraw-Hill Global Education Holdings, LLC and a system tray with the date 27/01/2016 and time 13:58.

6. انقر على «متابعة - Continue»

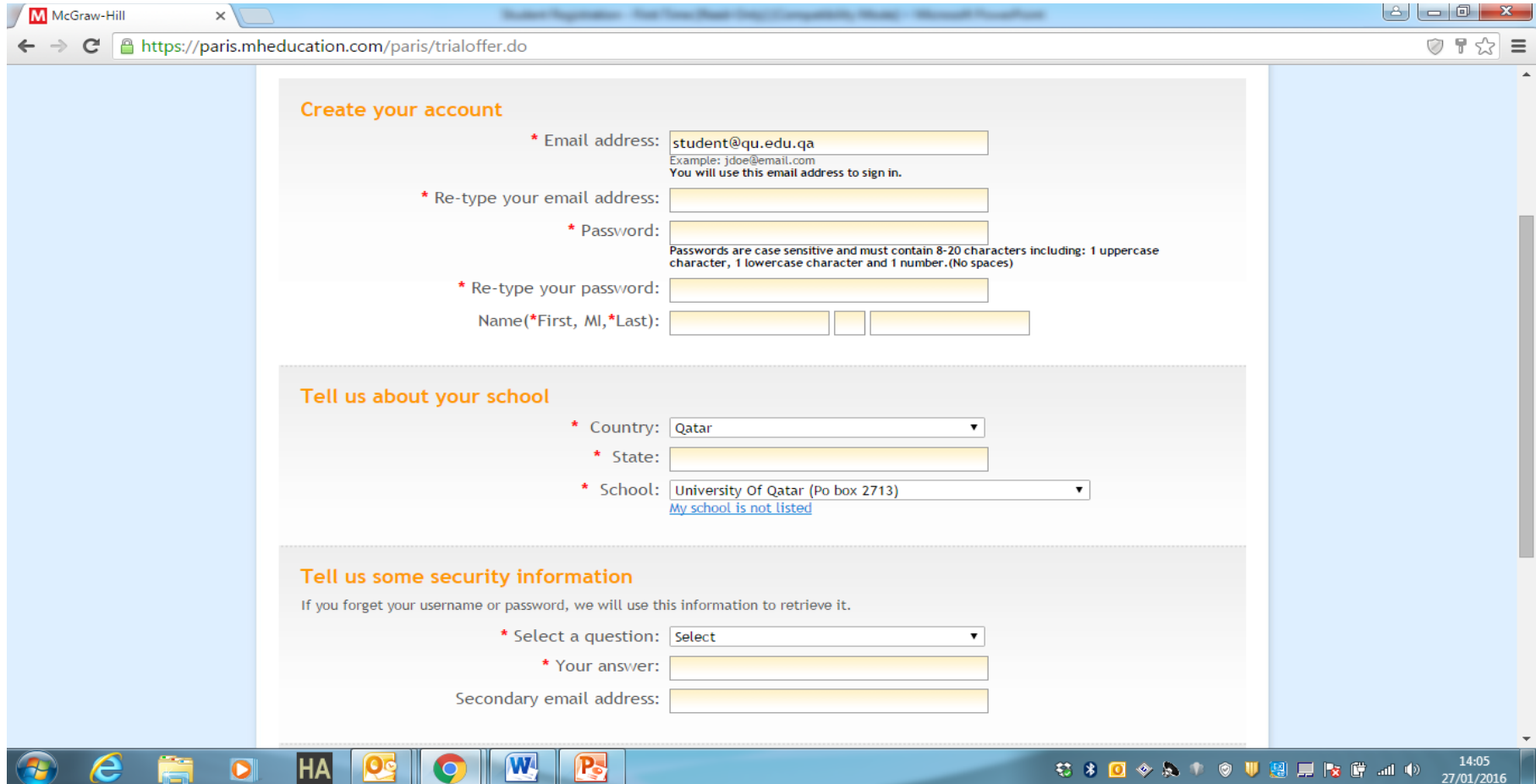
The screenshot shows a web browser window with the address bar displaying <https://paris.mheducation.com/paris/trialofferreview.do>. The page header features the McGraw-Hill Education logo and navigation links for 'Help' and 'Exit'. The main content area is titled 'Chang: Chemistry, 12e by Raymond Chang'. Below the title, a 'Secure Connection' warning is visible. The central part of the page contains a registration form with the following details:

- You're registering for** _____ **access for:** _____
- Connect**
- Chemistry**
Edition: 12
Author: Raymond Chang
- Component Products**
• LearnSmart • LearnSmart Prep
- Connect with LearnSmart for Chang: Chemistry, 12e
- Access: Your courtesy access will expire 2 weeks from today on Feb 10th

A red arrow points to the 'Continue' button at the bottom right of the registration form. The Windows taskbar at the bottom shows various application icons and the system clock indicating 14:02 on 27/01/2016.

7. قم بتعبئة استمارة التسجيل وانقر على

«أكمل تسجيلي - Complete my Registration»



The screenshot shows a web browser window with the URL <https://paris.mheducation.com/paris/trialoffer.do>. The page is titled "Create your account" and contains several form fields for registration. The fields are:

- * Email address: (Example: jdoe@email.com. You will use this email address to sign in.)
- * Re-type your email address:
- * Password: (Passwords are case sensitive and must contain 8-20 characters including: 1 uppercase character, 1 lowercase character and 1 number. (No spaces))
- * Re-type your password:
- Name (*First, MI, *Last):

Below the account creation section is the "Tell us about your school" section with the following fields:

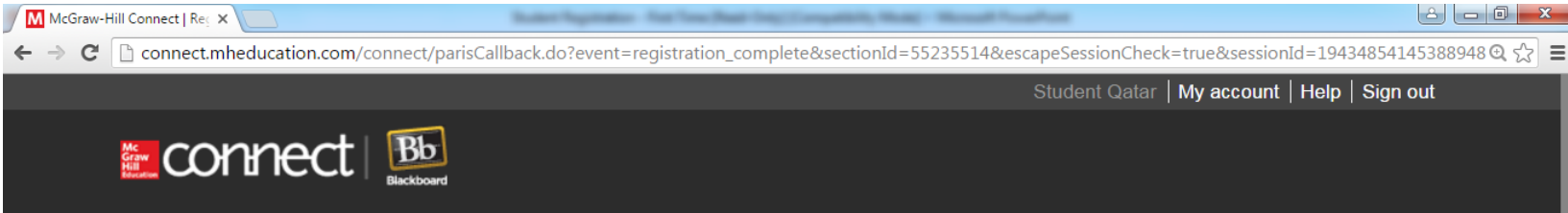
- * Country:
- * State:
- * School: (My school is not listed)

At the bottom is the "Tell us some security information" section with the following fields:


- If you forget your username or password, we will use this information to retrieve it.
- * Select a question:
- * Your answer:
- Secondary email address:

The Windows taskbar at the bottom shows the time as 14:05 on 27/01/2016.

8. وبذلك يكون قد اكتمل تسجيلك في «Connect» ويمكنك اختيار أحد الخيارين الآتيين:
- إذا كنت ترغب بالعودة الى نظام السبورة اضغط على «Return to Blackboard»
 - إذا كنت تريد الاستمرار بدخول إلى منصة «Connect» اضغط على «go to Connect»



access

return to Blackboard  Your courtesy access has been activated. You can now access your course.

[go to Connect](#)

Note: your instructor may want you to use Blackboard to access your assignments.

[« return to Blackboard](#)

للدعم والمُساعدة

□ للحصول على الدعم الفني لأي مشكلة تواجهك يمكنك التواصل مع فريق الدعم على العنوان الآتي:

<https://mhedu.force.com/CXG/s/ContactUs>